



### District Report Card: 2017


<b>State:</b> Bihar	<b>District:</b> Munger
<b>Class:</b> 8	<b>Subject:</b> Science
<b>Schools:</b> 49	<b>Students:</b> 1110


### Participation/Coverage


#### Students

<div>GENDER</div> <div></div>	Boys		Girls	
	Number	%	Number	%
	506	45.59	604	54.41

<div>AREA</div> <div></div>	Rural		Urban	
	Number	%	Number	%
	1002	90.27	108	9.73

<div>CATEGORY</div> <div></div>	SC		ST		OBC		GEN	
	Number	%	Number	%	Number	%	Number	%
	161	14.50	47	4.23	765	68.92	137	12.34

<div>CWSN</div> <div></div>	LD	VI	HI	S&LD	ID	Oth
	0	2	0	4	1	1

<div>Management</div> <div></div>	Government		Government-aided	
	Number	%	Number	%
	1110	100.00	0	0.00

### Average Performance of Students in Science (%)

Overall	Gender		Area		Management		Social Group			
	Male	Female	Rural	Urban	Govt.	Aided	SC	ST	OBC	GEN
41.95	42.44	41.55	41.15	49.38	41.95	0.00	38.92	29.79	42.15	48.56

## Performance on Learning Outcomes (LOs)

Learning Outcomes	Description	Average Performance(%)
SCI703	Classifies materials and organisms based on properties/characteristics	39.66
SCI704	Conducts simple investigation to seek answers to queries	27.13
SCI705	Relates processes and phenomenon with causes	39.08
SCI708	Measures and calculates e.g., temperature; pulse rate; speed of moving objects; time period of a simple pendulum, etc.	52.16
SCI710	Plots and interprets graphs	33.03
SCI711	Constructs models using materials from surroundings and explains their working	29.96
SCI801	Differentiates materials, organism and processes	46.62
SCI804	Relates processes and phenomenon with causes	53.43
SCI805	Explains processes and phenomenon	39.08
SCI807	Measures angles of incidence and reflection, etc.	46.67
SCI811	Applies learning of scientific concepts in day-to-day life	42.37
SCI813	Makes efforts to protect environment	55.68

Range of Performance of Students who Answered Correctly							
Below 30%		30% - 50%		50% - 75%		Above 75%	
Number	%	Number	%	Number	%	Number	%
361	32.52	354	31.89	297	26.76	98	8.83

### Lowest Performing Learning Outcomes (LOs)

- 1 - Conducts simple investigation to seek answers to queries (27.13)
- 2 - Constructs models using materials from surroundings and explains their working (29.96)
- 3 - Plots and interprets graphs (33.03)
- 4 - Relates processes and phenomenon with causes (39.08)
- 5 - Explains processes and phenomenon (39.08)